



**North Sewickley Township
Beaver County, PA**

Standard Details



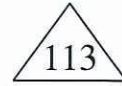
US HIGHWAY



INTERSTATE HIGHWAY



STATE ROUTES



TOWNSHIP ROADS



SITE DIRECTION



TOWNSHIP BUILDING



AIRPORT



HOSPITAL




STATE PARK



FORESTS



MOUNTAINS



RECYCLING CENTER



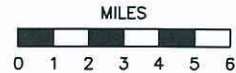
WATER WELL



SEPTIC DRAINFIELD/
SYSTEM



PERC TEST HOLE/
PIT



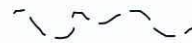
SCALE



OPEN GAS, OIL,
WATER WELL



CULVERT



STREAM



PROPERTY LINE
MONUMENT/PIN



SETBACK LINE



UTILITY LINES
ABOVE GROUND

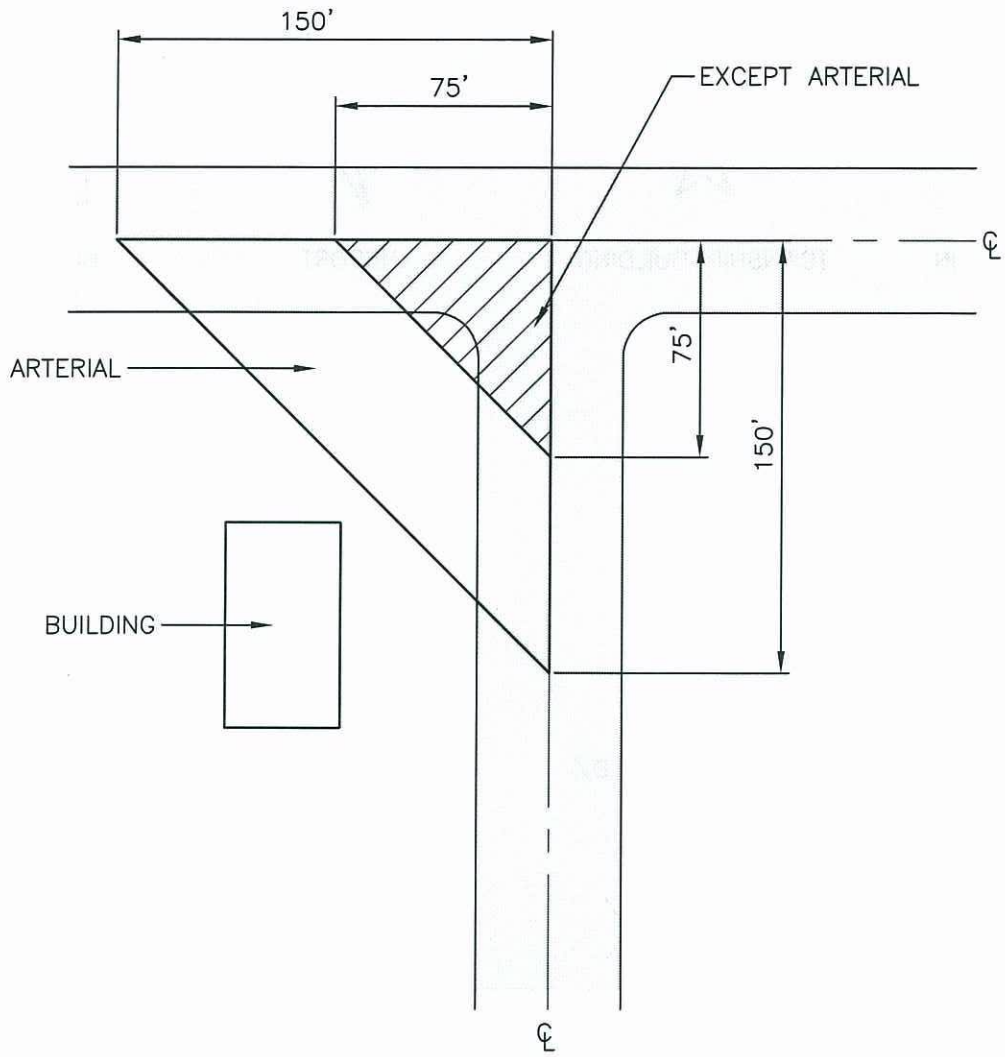


UTILITY LINES
BURIED

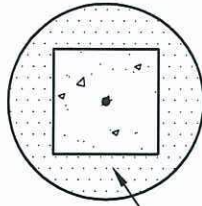


PROPERTY LINE

NORTH SEWICKLEY TOWNSHIP SITE SYMBOLS STANDARD DETAIL 1



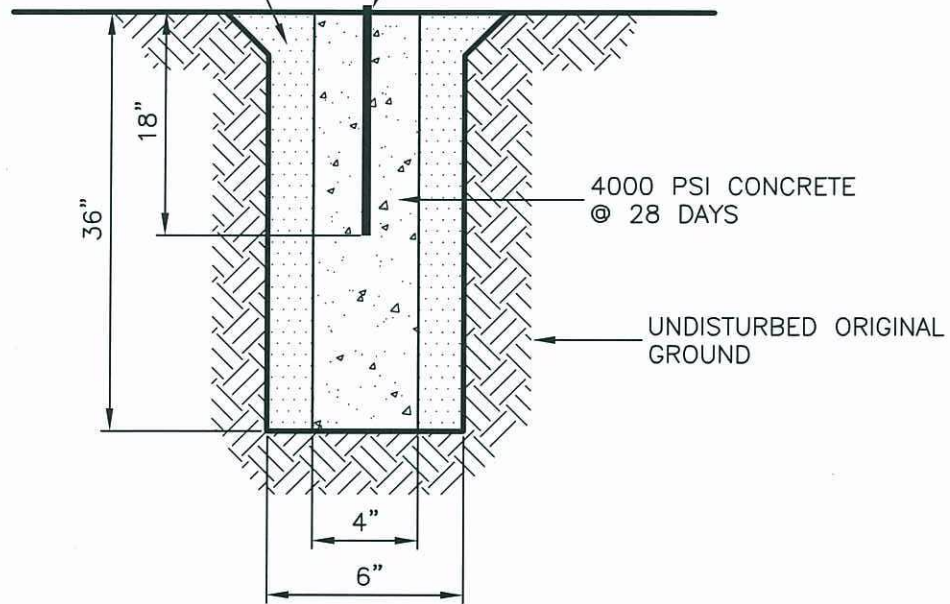
NORTH SEWICKLEY TOWNSHIP
 CLEAR SITE TRIANGLE
 STANDARD DETAIL 2



6" DIA. AUGERED DRILLED HOLE,
BACKFILLED WITH DRY MORTAR
OR CAST-IN-PLACE CONCRETE

BACKFILL WITH DRY
MORTAR IF PRECAST
MONUMENT IS USED

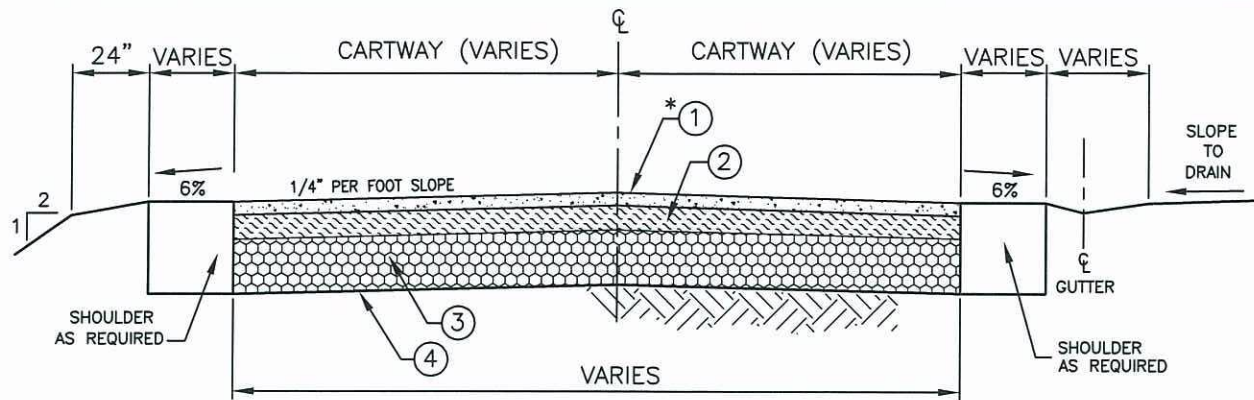
#4 - 18" LONG IRON PINS,
1/4" PROJECTION



NOTE:

LOCATE MONUMENT PER RECORDED PLAN (AS APPROVED BY TWP. ENGINEER). 5'-6" OFF
P/L WITHIN PUBLIC DEDICATED R.O.W., INSTALL AFTER GRADING AND ROADWAY IS COMPLETE.

**NORTH SEWICKLEY TOWNSHIP
CONCRETE MONUMENT
STANDARD DETAIL 3**



NO.	TYPE	COURSE	AADT (ANNUAL AVG. DAILY TRAFFIC)			
			1-600	601-1300	1301-2400	2401-4500
* ①	SURFACE	SUPERPAVE ASPHALT MIXTURE DESIGN, HMA WEARING COURSE, PG 64-22, 0.0 TO 0.3 MILLION ESAL'S, 9.5 MM MIX, SRL L, 1.5" DEPTH	1.5"	1.5"	1.5"	1.5"
②	SURFACE	SUPERPAVE ASPHALT MIXTURE DESIGN, HMA BINDER MIX COURSE, PG 64-22, 0.0 TO 0.3 MILLION ESAL'S, 19.0 MM MIX, 2.0" DEPTH	2"	2"	2"	2"
③	BASE	SUPERPAVE ASPHALT MIXTURE DESIGN, HMA BASE COURSE, PG 64-22, 0.0 TO 0.3 MILLION ESAL'S, 25.0 MM MIX, DEPTH TO MATCH ADT CHART	3"	5"	6"	6"
④	SUBBASE	SUBBASE REMAINS AS IS ON CHART	8"	6"	6"	6"

* APPLIED WITHIN 2 YEARS AFTER INITIAL PAVING, AND WITH TACKLOAD APPLIED.

NOTES:

MATERIALS AND CONSTRUCTION IN ACCORDANCE WITH PA. D.O.T. FORM 408 (LATEST REVISION)

IF NECESSARY ALL UNEVEN AREAS, SETTLED AREAS, AREAS DAMAGED BY UTILITY COMPANIES AND OTHER BROKEN OR UNEVEN AREAS SHALL BE REPAIRED THEN LEVELED WITH ID-2 BITUMINOUS PRIOR TO PAVING.

PAVEMENT WIDTH IN ACCORDANCE WITH THE SUBDIVISION AND LAND DEVELOPMENT ORDINANCE.

DETAIL AND TABLE DOES NOT APPLY TO PRIVATE STREETS.

SHOULDERS TO BE PA. D.O.T. RC-25-TYPE 3. WITH DEPTH OF SHOULDER THE COMBINED DEPTH OF SURFACE AND BASE COURSES.

THE CONTRACTOR IS RESPONSIBLE TO ENSURE THAT THE PROPER MATERIAL IS PROVIDED BY SUPPLYING A COPY OF AN APPROVED PADOT BITUMINOUS ASPHALT MIX DESIGN A MINIMUM OF 5 WORKING DAYS PRIOR TO THE START OF THE WORK OR AT THE PRE-CONSTRUCTION MEETING. THE CONTRACTOR WILL ALSO SUPPLY THE MUNICIPALITY WITH A DAILY BITUMINOUS MATERIAL CERTIFICATION ON A TR-465 OR CS-4171 WITHIN 24 HOURS OF PLACING THE BITUMINOUS MATERIAL FOR EACH DAY'S PLACEMENT.

NORTH SEWICKLEY TOWNSHIP ROAD SECTION WITHOUT CURBING STANDARD DETAIL 4



OLSEN & ASSOCIATES, LLC

PROJECT NO. 200655A